



SUBMERSIBLE RAIN MAINS SYSTEM

TECHNICAL DATA

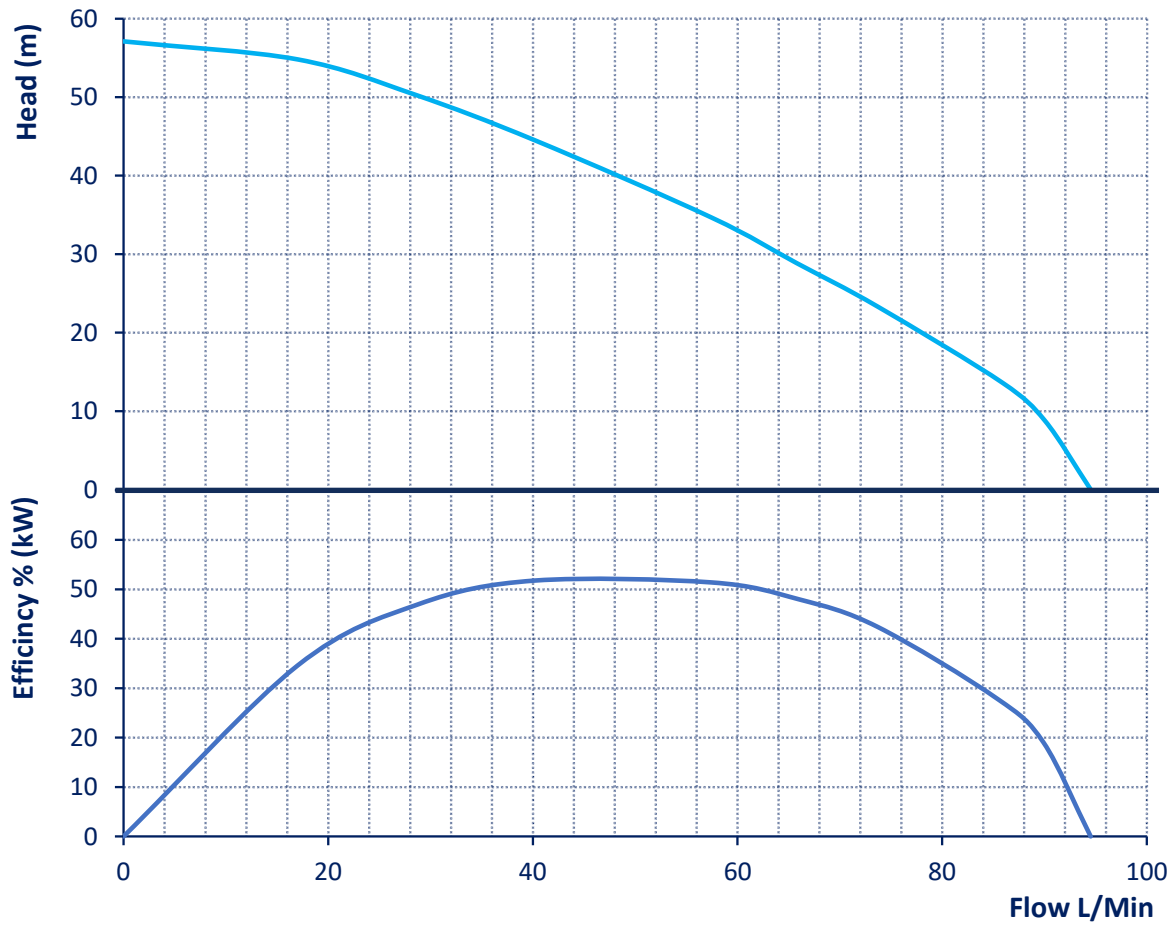
MODEL: RM5000-3
PUMP: RPS57E
CODE: 21330

MAX HEAD 57M
MAX FLOW 90L/MIN
MOTOR POWER 1250W
NO. OF TAPS 6-9



CHARACTERISTIC CURVE & PERFORMANCE DATA

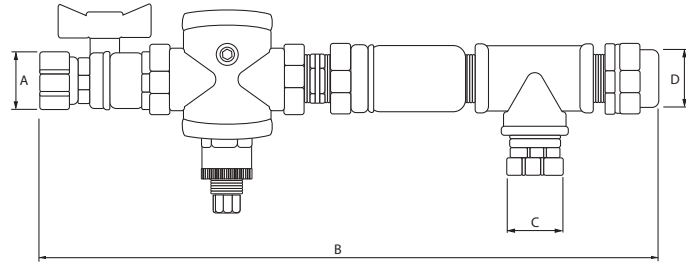
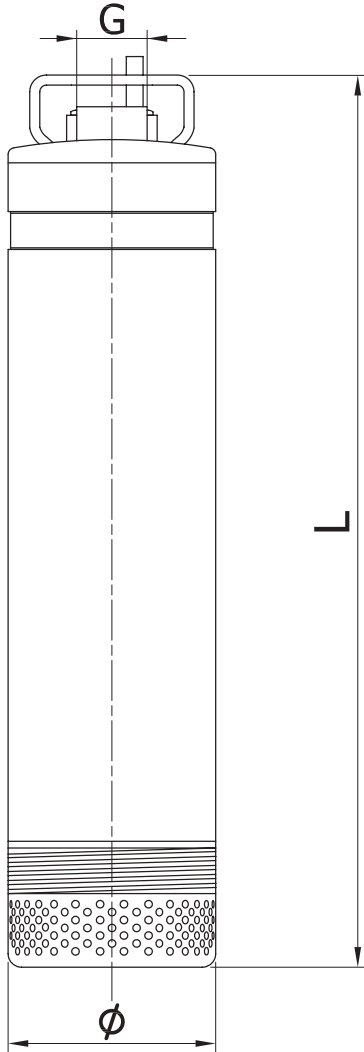
SUBMERSIBLE RAIN MAINS SYSTEM



TYPE	Nominal Power (P2)		Input Power (P1)	Capacitor	Input Current	L/MIN	0	10	20	30	40	50	60	70	80	90
	W	HP				W	μF	240V	HEAD (M)	57	55	53.1	49.4	45	40	33.6
Single Phase	W	HP	W	μF	240V	EFFICIENCY	0	25	38	46	51	50	-	-	-	-
RPS57E	750	1	1250	25	6A											

DIMENSIONS & WEIGHT

SUBMERSIBLE RAIN MAINS SYSTEM



MODEL	VALVE DIMENSIONS (MM)				WEIGHT (KG)
	A	B	C	D	
RMV3550	30	310	32	30	1.7

***Height of system will vary depending on the pipework length.**

MODEL	DIMENSIONS (MM)			PACKING (MM)			WEIGHT (KG)
	G	Ø	L	L	W	H	
RPS57E	1"	127	610	140	140	630	12