

**RAIN HARVESTING**  
by Blue Mountain Co

**RAIN HARVESTING**  
by Blue Mountain Co

# Tank Covers



## Installation and Specification Guide

### PRODUCT DETAILS

Prevent algae growth by keeping sunlight out of your tank without interrupting the flow of rainwater.

TASS23	300mm
TASS21	400mm
TASS22	500mm

### FEATURES AND BENEFITS

- Protect stored rainwater quality
- Sits on top of the tank screen
- Can be secured to the tank screen using the predefined screw holes
- Two pipe inlet cut out holes (90mm or 100mm)
- UV Stabilised material

# Installation

## WHAT'S IN THE BOX?

- Tank Cover

## TOOLS/MATERIALS YOU MAY REQUIRE

- Elbow (optional)
- Tin snips or hole saw

## TANK COVER

1. If necessary, install an elbow so that the pipes feeding your tank are angled down towards the tank screen.
2. Using the provided cutting guidelines and tin snips or a hole saw, cut a hole (or holes) in your Tank Cover to fit the pipe/s and/or elbow/s feeding your tank.
3. Lift the pipe/s and/or elbow/s and manoeuvre the Tank Cover into place over your tank screen.
4. Push the pipe/s and/or elbow/s through the cut holes to maintain a sunproof barrier over the tank screen and ensure all water flows through to the screen.

## MAINTENANCE

When properly installed, your Tank Cover should be maintenance-free. However, we recommend lifting it up occasionally to inspect and maintain the Tank Screen beneath it.


Alternatively, you may wish to consider installing a Maelstrom Filter rather than using a Tank Screen and Tank Cover.

### Disclaimer

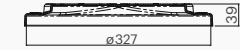
You acknowledge and agree that the information, data, advice, opinion, plan or other thing (**Material**) provided to you by **Rain Harvesting Pty Ltd (ABN 11 113 300 093) (we, us, our)** is provided "as is" without any representation, warranty, indemnity or guarantee as to the performance, accuracy, timeliness, completeness, merchantability or fitness of the Material for any particular purpose or application. The Material may contain errors, mistakes, inaccuracies and may not be complete. We expressly exclude any liability for such performance, accuracy, timeliness, completeness, merchantability or fitness of the Material for any particular purpose or application, to the maximum extent permissible by law. Unless we expressly specify otherwise, we disclaim all responsibility and liability for any third party provided advice or provision of services, or failure to advise or provide services. The disclaimers above are subject to the rights, warranties, guarantees and remedies relating to the provision of services that you have under, and that cannot be excluded, restricted or modified under, the Australian Consumer Law. For more information, please see our Services Purchase Terms at [www.bluemountainco.com.au](http://www.bluemountainco.com.au)

## PRODUCT DIMENSIONS

TASS23

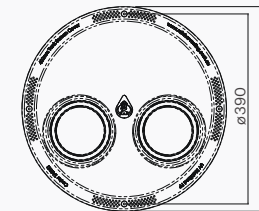


TOP VIEW

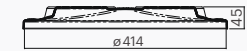


FRONT VIEW

TASS21

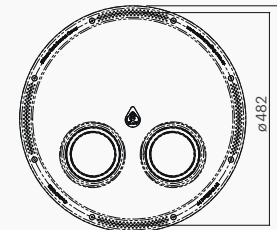


TOP VIEW

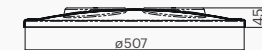


FRONT VIEW

TASS22



TOP VIEW



FRONT VIEW

ALL DIMENSIONS IN MM UNLESS OTHERWISE STATED.

## COMPLIANCE

- AS/NZS 4020:2005 - Testing of products for use in contact with drinking water